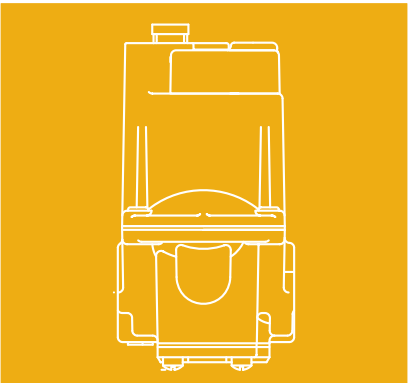
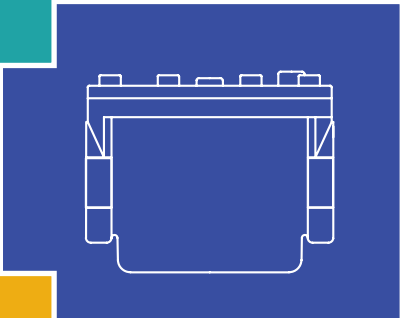
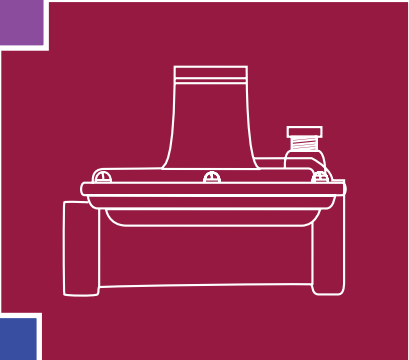
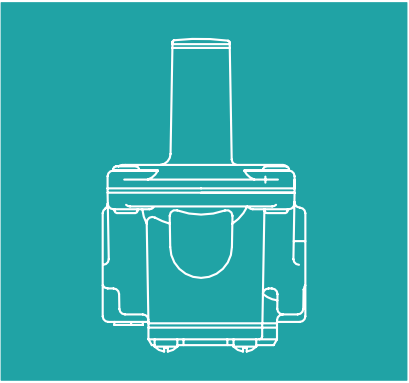
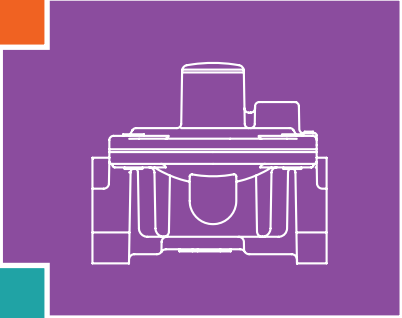
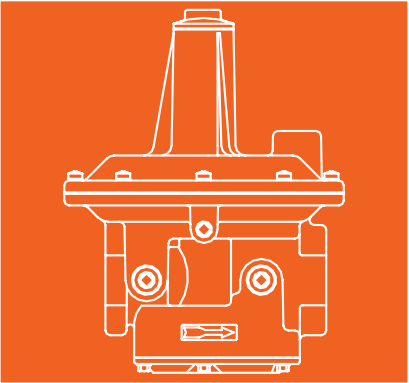


GAS PRESSURE REGULATORS CATALOG



⚠ WARNING

Service and installation must be performed by a trained/experienced service technician.

All products used with combustible gas **must** be installed and used **strictly** in accordance with the instructions of the Original Equipment Manufacturer (OEM) and with all applicable government codes and regulations, e.g. plumbing, mechanical, and electrical codes and practices. Maxitrol products should be installed and operated in accordance with Maxitrol Safety Warning Instructions.

Maxitrol Company is NOT responsible for any errors or omissions in reliance by anyone of any information set forth in this catalog without additional reference to local requirements and applicable ordinances or codes.

Other worldwide approvals and certifications available upon inquiry.



ACCESSORIES

Vent Tube Connector

Threaded sleeve - two piece assembly where the nut is tightened inside male connector.

- **11A03:** connects 1/8" female pipe thread to 1/8" O.D. tubing.
- **11A04:** connects 1/8" female pipe thread to 1/4" O.D. tubing.

Threaded sleeve nut - for RV20V.

- **11A08:** 5/16-24 threaded sleeve nut for 1/8" O.D. tubing.

Compression fitting - where nut and sleeve are slipped over tubing and tightened into fitting body.

- **11A05-42:** connects 1/4" female pipe thread to 1/4" O.D. tubing.
- **11A05-61:** connects 1/8" female pipe thread to 1/8" O.D. tubing.
- **11A05-63:** connects 3/8" female pipe thread to 3/8" O.D. tubing.
- **11A05-64:** connects 1/2" female pipe thread to 3/8" O.D. tubing.

Vent Limiting Device: vLimiter®

Optional automatic vent limiting device - ball check permits unobstructed inhalation for fast regulator diaphragm response on opening cycle, but limits gas escape-ment to within ANSI standards should a diaphragm rupture.

NOTE: When using the vent limiting device, regulator must be mounted in a horizontal upright position.

- **12A04:** CSA certified for up to 1/2 psi (14" w.c.) inlet pressure. Use on RV48, RV52, RV53, RV61, R400(S), R500(S), R600(S) regulators. Color - brass. 1/8" NPT.
- **12A09:** CSA certified for 2 psi (LP) and 5 psi (natural) inlet pressure with 325-3 and 325-3L regulators; OPD48, OPD600. Color - green. 1/8" NPT.
- **12A34:** CSA certified with RV81. Color - brass. 3/8" NPT.
- **12A39:** CSA certified for 2 psi (LP) and 5 psi (natural) inlet pressure with 325-5 and 325-5L regulators; OPD210D. Color - brass. 3/8" NPT.
- **12A49:** CSA certified for 2 psi (LP) and 5 psi (natural) inlet pressure with 325-7A, 325-7AL, 325-9, and 325-9L regulators; OPD210E. Color - brass. 1/2" NPT.

Satisfies ANSI Standards for both Natural and LP gas.

NOTE: Vent limiters are not recommended for use in models RV91, RV111, RV131, and 210 Series.

Vent Limiting Orifice

- **12A06:** Orifice hole is on side of body, under head. Fixed orifice equally limits inhalation and escapement. Use on RV48, RV52, RV53, RV61, R400(S), R500(S), R600(S) regulators. Color- brown. 1/8" NPT.

Satisfies ANSI Standards for both Natural and LP gas.





Vent Protector: vProtector®

Designed for outdoor applications. Use on vent opening to protect breather hole from rain, snow, dust, insects and other foreign particles.

NOTE: Vent protector **MUST** be mounted in an upright position.

- **13A15:** for 1/8" NPT vent. For outdoor use in 325-3, 325-3L, RV48, RV52, RV53, RV61, R500(S)(Z), and R600(S)(Z).
- **13A15-5:** for 3/8" NPT vent. For outdoor use in 325-5, 325-5L, RV81, 210D.
- **13A25:** for 1/2" NPT vent. For outdoor use in 325-7A, 325-7AL, 325-9, 325-9L, RV91, 210E.

NOTE: NOT a vent limiting device. Consult Maxitrol regarding other configurations.

Vent Dampener

- **KVOP-3:** Used on 325-5, 325-5L.
- **KVOP-4:** Used on 325-7A, 325-7AL.

Vent Screen

Brass, 40 mesh screen flame arrestor for insertion in vent outlet. Prevents ignition of gas-air mixture which might be present in upper diaphragm chamber.

- **13A03-1:** for 1/8" NPT vent.
- **13A03-2:** for 1/4" NPT vent.
- **13A03-3:** for 3/8" NPT vent.
- **13A03-4:** for 1/2" NPT vent.
- **13A03-6:** for 3/4" NPT vent.

Pressure Tap Connector

- **PF10:** Pressure tap connector installed as part of the control. It is a hose fitting incorporating a captured sealing means for testing inlet and outlet pressures. This eliminates the need for a special barb fitting.

Dust Cap

Use on vent opening to prevent blockage of breather hole from dust or other foreign particles.

- **13A09:** for 1/8" NPT vent. Press-in plastic cap.

Tamper Proof Seals

Permanent pressure sensitive backed paper. Attempted removal of these seals will destroy the face stock, leaving adhesive residue on surface beneath. Therefore, tampering can be easily detected. Available for all threaded models. Outlet pressure printed on seal.

- **101310:** for RV12, RV20L, RV47, RV48, RV52, RV53, RV61, R400(S)(Z), RV500(S)(Z), R600(S)(Z), 325-3, and 325-5.
- **101311:** for RV81, RV91, RV111, 210D, 210E, 210G, 325-7A, 325-9.



CHOOSING A VENT ACCESSORY

NOTE: If vent limiting device is not used, regulator vent must be piped in accordance with government and local codes and regulations.

RV12L, RV20L	Integral vent limiting orifice with dust cap standard.
RV20VL	Integral vent limiting orifice with dust cap standard or use 11A08 threaded sleeve nut and run vent line as per code.
RV47	Must order: "L" suffix - Integral vent limiting orifice, includes dust cap; or "D" suffix - integral ball-check limiting device, includes dust cap.
RV48	1/8" NPT vent tap. Optional 12A04 or 12A06 vent limiter. Optional 13A09 dust cap. Optional 10A16-2 or 10A16-3 plastic thread protector.
RV48L	Integral vent limiting orifice.
RV52, RV53, RV61	1/8" NPT vent tap. Optional 12A04 or 12A06 vent limiter.
RV81	3/8" NPT vent tap. Optional 12A34 vent limiter.
RV91 (2 1/2" pipe size)	1/4" NPT vent tap. Optional 13A15 vent protector. <i>Vent limiter not approved for this model.</i>
RV91 (2" pipe size)	1/2" NPT vent tap. 2" pipe size. Optional 13A25 vent protector. <i>Vent limiter not approved for this model.</i>
RV111, RV131	3/4" NPT vent tap. <i>Vent limiter not approved for these models.</i>
210D	3/8" NPT vent tap. Optional 13A15-5 vent protector. <i>Vent limiter not approved for this model.</i>
210E	1/2" NPT vent tap. Optional 13A25 vent protector. <i>Vent limiter not approved for this model.</i>
210G, 210J	3/4" NPT vent tap. <i>Vent limiter not approved for these models.</i>
220D, 220E, 220G, 220J	Pilot regulator is equipped with 12A06 vent limiting orifice, separate vent line is not required.
325-3, 325-3L	1/8" NPT vent tap. Optional 12A09 vent limiting device or 13A15 vent protector.
325-5, 325-5L	3/8" NPT vent tap. Optional 12A39 vent limiting device or 13A15-5 vent protector.
325-7A, 325-7AL	1/2" NPT vent tap. Optional 12A49 vent limiting device or 13A25 vent protector.
325-9, 325-9L	1/2" NPT vent tap. Optional 12A49 vent limiting device or 13A25 vent protector.
R400(S), R500(S), R600(S)	1/8" NPT vent tap. Optional 12A04 vent limiting device.
OPD47	Integral vent limiting orifice, includes dust cap.
OPD48, OPD600	1/8" NPT vent tap. Optional 12A09 vent limiting device or 13A15 vent protector.
OPD210D	3/8" NPT vent tap. Optional 12A39 vent limiting device or 13A15-5 vent protector.
OPD210E	1/2" NPT vent tap. Optional 12A49 vent limiting device or 13A25 vent protector.

NOTICE

Maxitrol vent limiting devices eliminate the need to run vent piping to the outside. Vent limiting devices are designed for use indoors and in spaces where limiting the amount of gas escapement due to diaphragm failure is critical. **Vent limiting devices should not be used outdoors if they are exposed to the environment.** Vent protectors are available for all outdoor applications to ensure proper vent protection.

